

GRIFFITH BARRACKS NEWSLETTER

15th November 2018

A Chairde (Friends),

Another great week comes to an end at Griffith Barracks.

Grass comes to GBMDS

Our new look Infant playground makes its debut today. This is made possible by funds made available by the patron which have been raised for the new school over the last twenty years. There is a saying in Irish - Ní neart go cur le Chéile – There is strength in unity - and this project is testament to all the great advocates for the school down through the years who are too numerous to mention.

School Trips/Workshops and Swimming

The link for payments for school trips/workshops and swimming remains open. Many thanks to all who have already paid it.

Parent Teacher Meetings

Most parents have signed up for parent teacher meetings and the feedback on the new system has been great. The window for booking appointments will close on Friday at 9pm. After this time slots will be allocated to parents who have not signed up. Contact Eddie or the office if you are having any technical difficulties and we will do our best to help you. **Parent teacher meetings take place from 2.30 pm on Tuesday 20th and Wednesday 21st of November in the school. The school will close early at 2.15pm in line with Department guidelines on both days.** Junior Infant meetings will take place on 12th and 13th February next.

Winter Fair

Thank you to everybody who has responded to Michelle. She will be in touch with you soon. We still need volunteers, specifically for our Café and our Plant Stall. Please contact Michelle on 086-8052535 or michellemad@gmail.com if you can help in any way. The Fair is a great community event and we would love, in particular, to see some new faces from the younger classes getting involved to carry on the tradition. Many thanks

Library

The design team of the library met Jenny and myself this week. We are really impressed with the work and attention that has gone into this project as well as being extremely grateful. Next week Emma and Jenny are going to have a children's focus group on the library with representatives from across the school.

Students of the Week





Well done to all our Students of the week this week.

Second Level Campaign for new second level school in Harold's Cross


If anybody is interested in getting involved in the Second Level Campaign or would like more information, contact Griffith Barracks Rep, Adele on kane_adele@hotmail.com

New Chairs and weeding

If any parents are around tomorrow morning after drop-off, I would really appreciate some help storing away the chairs that have arrived for our new hall.

End of Term Celebration – Date for your diary

Our End of Term Celebration takes place in the Hall on Wednesday 19th of December. There will be two shows: Junior Infants to Rang 1 (First class) will be at 9.15am Rang 2 (Second Class) to Rang 6 (6th class) will be at 11am. This year's theme will be 'New Beginnings'



6th class trip

This week as part of Science Week 6th class visited an exhibition on Thomas Heazle – an Irish Scientist at Kevin Street DIT.

Headlice and Threadworms

There have been cases of threadworms and headlice in different classes this week. Your child's teacher would have contacted the class if affected. I am enclosing some information on best treatment for both which you will find in the attachments with the newsletter.

After School Hurling, Camogie and Art

There will be no After School Hurling, Camogie or Art for any class next Tuesday, due to parent teacher meetings. We have three weeks left of the ten to do and will get these finished before the Winter holidays. Many Thanks for your cooperation.

Claire, Cian, Ben & Emma


Assembly

This week in Assembly we were looking at different kinds of family and those outside our family who we look on as family. We read the story "A Chair for my Mother" by Vera B Williams which extols the values of community.

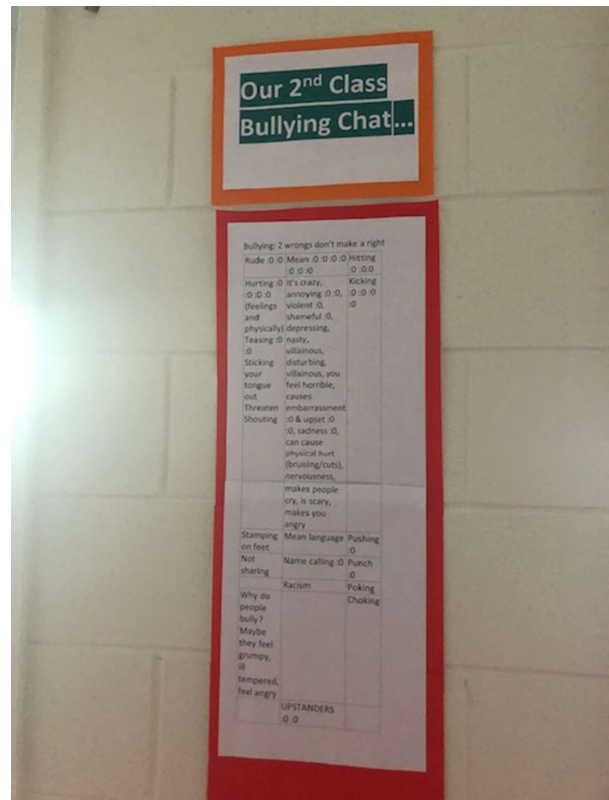
<https://www.slideshare.net/trn2allah/a-chair-for-my-mother>

Drama modules

Mairead Crowley who is a parent in the school will be working with classes across the school in Drama as part of a link we have with the Leinster School of Drama which is based in Griffith College. Mairead is currently studying for a level 8 qualification in drama and will focus on process drama with the children.



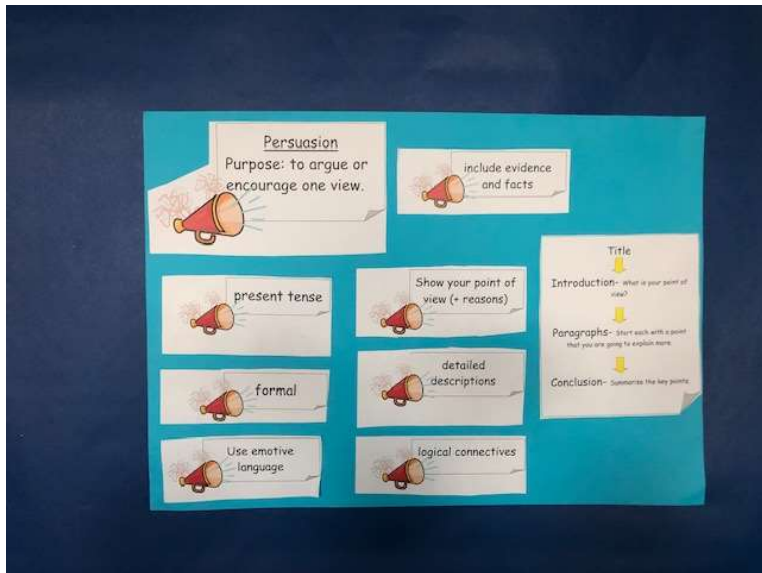
Grammar in Rang 6 Gaeilge



Looking at Bullying in Rang 2



Timelines of Griffith Barracks on the top corridor by Rang 2




This month we are learning to write a persuasive text.

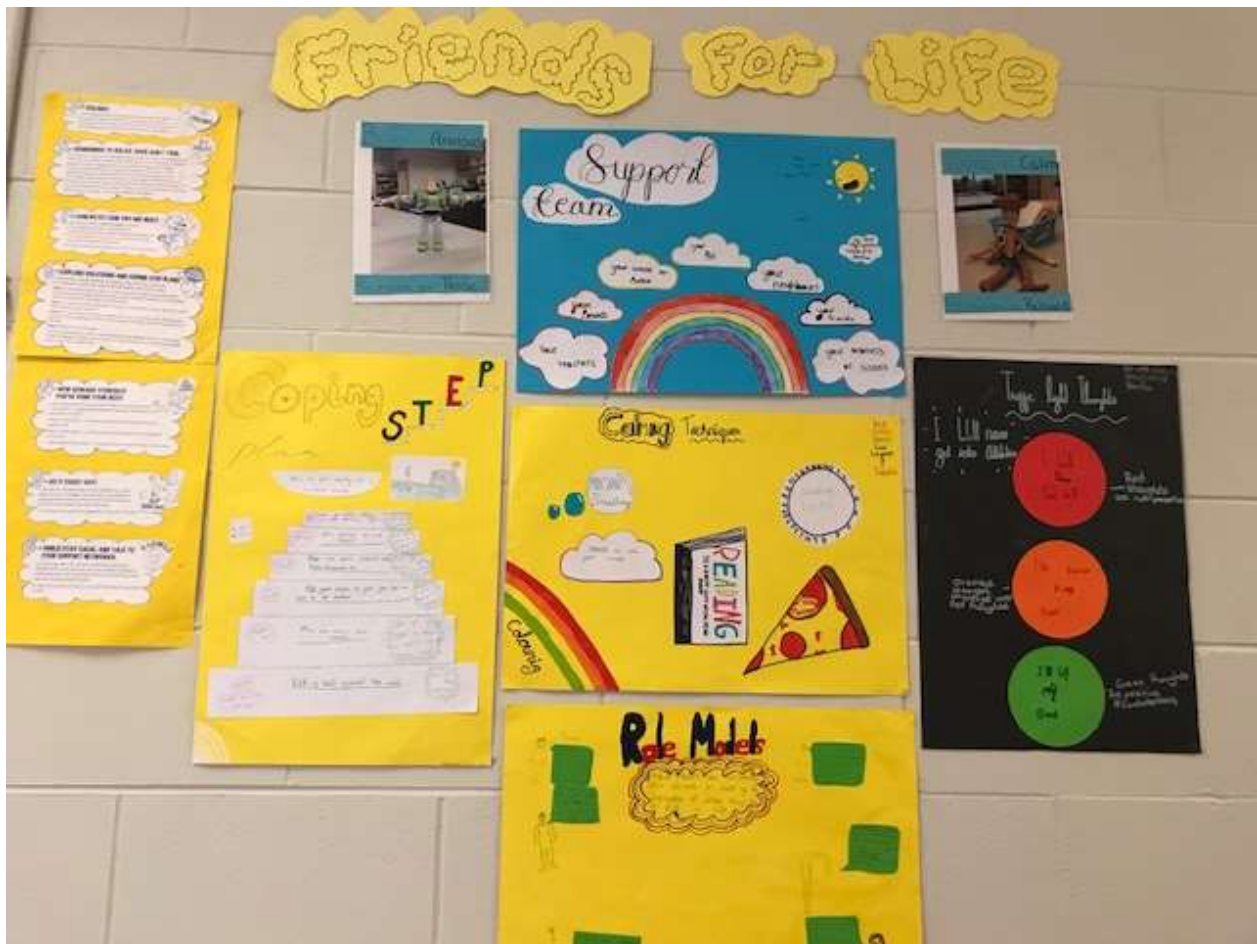


Ag caint faoin aimsir - our favourite topic as a nation and in second class - the Weather!



Channelling Scream by Edward Munch in Aisling's R1





5th class are taking part in the Friends for Life programme and have been learning calming strategies and becoming aware of their red and green thoughts. 6th class had their booster sessions this week and created this beautiful display



Senior Infants have gone all space age this week with their space theme.

Beir Bua,

Eddie
Príomhoide

Bug Busting Head Lice Treatment Method

The wet-combing method involves removing the head lice by systematically combing the hair using a special fine-toothed comb with a spacing of less than 0.3mm. Your pharmacist can advise you on which combs are suitable.

No medicated products are necessary for wet combing. This can be beneficial because head lice are becoming more resistant to the insecticides that are commonly used to remove them.

However, the success of the wet-combing method depends on adopting a painstaking approach that involves regular and thorough combing.

The wet-combing method is described below.

- Wash the hair using ordinary shampoo and apply ample conditioner (do not rinse it out), before using a wide-toothed comb to straighten and untangle the hair.
- Once the comb moves freely through the hair without dragging, switch to the louse detection comb. Make sure that the teeth of the comb slot into the hair at the roots with the bevel-edge of the teeth lightly touching the scalp.
- Draw the comb down to the ends of the hair with every stroke and check the comb for lice.
- Remove lice by wiping or rinsing the comb.
- Work methodically through the hair section by section so that the whole head of hair is combed through.
- Rinse out the conditioner and repeat the combing procedure in the wet hair.
- **N.B. Repeat the procedure on day five, nine and 13 in order to clear the young lice as they hatch, before they have time to reach maturity.**

The time that it will take to comb your child's hair will depend on the type of hair that they have and its length. For example, short, straight hair can be quickly prepared and can be fine-toothed combed in a few minutes, whereas longer, curlier hair will take longer to comb.

Information on Threadworms

<https://www.hse.ie/eng/health/az/E/Enterobiasis/Treating-threadworms.html>

Threadworms (*Enterobius vermicularis*) are small worm parasites that infect the intestines of humans. Threadworms, sometimes known as pinworms, are white and look like a small piece of thread. The adult female worm can be 8-13mm long, and the male worm 2-5mm long. Adult worms live for up to six weeks. Threadworms do not always cause symptoms, although some people will experience itchiness around their anus and vagina (in females). The itchiness is particularly noticeable at night and can disturb sleep.

The life cycle of threadworms

Female threadworms lay tiny eggs around the anus and, in females, around the vagina. This usually happens at night, when the infected person is asleep.

When laying eggs, the female worm also secretes a mucus that causes the person to scratch the area. The eggs can then become stuck on the person's fingertips and under their fingernails. From here, they can be transferred to the mouth or to surfaces and clothes. It is then possible for other people to touch an infected surface and transfer the eggs to their mouth.

Threadworm eggs can survive for up to three weeks before hatching. If they hatch around the anus, they can re-enter the bowel. If the eggs have been swallowed, they will hatch in the intestine. After two weeks, the worms reach adult size and begin to reproduce, starting the cycle again.

How common are threadworms?

The threadworm is the most common worm parasite that infects children. It is estimated that up to 40% of children under 10 years of age may be infected with threadworms.

Threadworms are spread through poor hygiene. Usually, if one member of a household is infected, others will be too. It is therefore necessary to treat the entire household to prevent re-infection. Following strict hygiene measures for up to six weeks can help prevent infections returning.

Treatment

Treatment for threadworms is available from your GP or from pharmacies. Treatment may not be suitable for everyone, so always follow the manufacturer's instructions.

Treatment does not kill threadworm eggs. Good hygiene is the only way to prevent eggs from spreading and causing another infection.

Humans are thought to be the only host for threadworms. Animals cannot catch or pass on threadworms, unless the eggs are transported on the animal's fur after human contact.

The threadworm, sometimes called a pinworm, is the most common worm parasite that infects children.

Should my child still go to school?

The Health Protection Surveillance Centre advises that children should still go to school if they have a threadworm infection. Schools and nurseries should follow good hygiene practices to limit the spread of infection. This will include:

- cleaning toys and equipment
- encouraging children to wash their hands regularly
- using dedicated laundry facilities